


4	3	2	1
		REV	DESCRIPTION
		R1	更新电话和英文地址
			Section
			Engineer
			Checked
			Date
			2021/01/28

100mm

60mm



TB2-T3
雷电3 NVMe SSD硬盘盒
Thunderbolt 3 NVMe SSD Enclosure

使用说明
User Manual

温馨提示：使用产品前，请您仔细阅读此说明书，并保留此说明书以备将来参考。在使用说明书的过程中，如果有任何疑问，请通过support@yottamaster.com与我们联系，或访问www.yottamaster.com的“联系我们”板块寻求技术支持。

一、关于TB2-T3

1.1 产品简介

本产品是一款带有雷电3 (Thunderbolt 3)接口的M.2 NVMe SSD硬盘盒，全机身采用铝合金材质打造，适用高性能 M.2 NVMe SSD固态硬盘，外部采用Thunderbolt 3 输出接口，提供最快高达40Gbps带宽，带来闪电般的速度和性能。

1.2 产品特点

- 以魔方造型为设计理念，外壳采用铝合金材质+CNC工艺。
- 外部采用Thunderbolt 3输出接口，支持40Gbps传输速率。
- 兼容支持NVMe协议 2280 M.2 M-Key 或 B&M-Key SSD固态硬盘。
- 安装驱动，支持热插拔，即插即用。
- LED指示灯监控，任意随时监视硬盘的工作状态。
- 兼容Window / Mac OS多平台操作系统。

二、包装清单

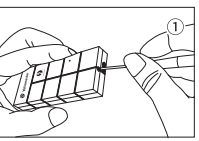
1 × 雷电3 NVMe SSD 硬盘盒
1 × 雷电3 数据线
1 × 说明书

三、产品参数


项目	内容
产品型号	TB2-T3
产品名称	雷电3 NVMe SSD硬盘盒
产品尺寸	100.5(L) x 44(W) x 13.4(H)mm
输入接口	M-Key, B&M-Key
输出接口	Thunderbolt™ 3
传输速率	40Gbps
支持系统	Windows, Mac OS (带雷电3接口)

四、产品使用说明

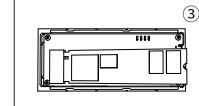
4.1 安装说明



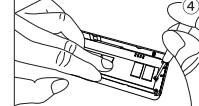
按下侧边螺丝。



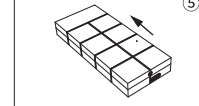
滑动打开上盖。



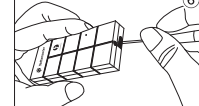
插入M.2 NVMe SSD。



使用螺丝固定SSD。



滑动闭合上盖。



锁上侧边螺丝固定，完成硬盘安装。

Please read this user manual carefully before using, and keep it for future reference. Shall there be any questions, please feel free to contact our Technical Support Team at support@yottamaster.com, or visit the "Contact Us" section on yottamaster.com for help.

I Product Overview

1.1 About TB1-T3

This product is a M.2 NVMe SSD external enclosure with Thunderbolt 3 interface. The whole body is made of aluminum alloy, suitable for high-performance M.2 NVMe SSD. Thunderbolt 3 delivers the fastest bandwidth up to 40Gbps that brings lightning speed and performance.

1.2 Features

- Unique cube design gives you a limitless imagination of possibilities.
- Adopt aluminum alloy design, CNC carving, and sandblasting process.
- Adopts Thunderbolt 3 output with a transfer rate up to 40Gbps.
- Supports 2280 NVMe M.2 M-Key / B&M-Key SSDs.
- Driver-free. Hot-swappable. Plug and play.
- Convenient LED indicator helps you to monitor the working status of your drive.
- Compatible with Windows and Mac OS operating system.

II What's in the Box


1 × Thunderbolt 3 NVMe SSD Enclosure
1 × Thunderbolt 3 USB-C to USB-C Cable
1 × User Manual

III Specifications

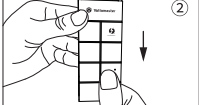
Content	Description
Model	TB2-T3
Product Name	Thunderbolt™ 3 NVMe SSD Enclosure
Dimensions	100.5(L) x 44(W) x 13.4(H)mm
Input Port	M-Key, B&M-Key
Output Port	Thunderbolt™ 3
Transfer Rate	40Gbps
System Supported	Windows, Mac OS (With Thunderbolt™ 3 port)

IV Instructions

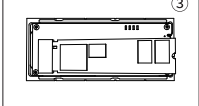
4.1 Installation Instructions



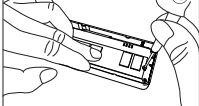
Remove the side screw.



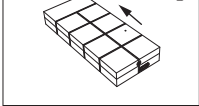
Slide to open top cover.



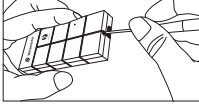
Insert the M.2 NVMe SSD.



secure it with screws.



Slide to close upper cover.



Lock the side screws.

4.2 Connecting

Connect the data cable to a Thunderbolt 3 port on a laptop, Mac, PC, etc, can be used.
Note: Not compatible with PCs only with USB/TYPE-C interface.

4.3 Indicator Light Status

Power on/Write data LED indicator light long bright Green.

V Notes

- Hard drive is delicate. Please read the manual carefully before use and install it correctly by following the manual.
- New hard drive needs to be initialized before use, or it cannot be recognized.
- Please do not hit, throw, or puncture the product, and avoid dropping, squeezing, or bending the product.
- Avoid placing the product in high-temperature, low-temperature, humid or dust environment.
- Please do not place this product in corrosive environment, and do not use other chemical solutions to clean the product.
- Avoid placing the product or accessories in devices with strong electromagnetic fields and keep the product away from magnetic equipment.
- Keep the product and accessories away from children. Do not allow children to use the product without supervision.
- Do not disassemble or repair the product and accessories by yourself. Please contact authorized support center for help.

VI Terms and Statements

6.1 Warranty

Eighteen-Month Limited Warranty
Yottamaster warrants that the product will be free from substantial defects in material and workmanship for the duration of the warranty period specified below. The warranty is eighteen months from the date of delivery, and proof of date of delivery must be provided. This warranty only applies to the first end-user purchaser. If a defect covered by this warranty occurs, Yottamaster, at its sole discretion, shall repair or replace the product at no charge. If there is any questions or suggestions, please contact Yottamaster customer support team for help.

6.2 Declaration

YOTTAMASTER Technologies Co., Ltd. all rights reserved. Thank you so much for purchasing Yottamaster product. For any issues happened while using this product, please refer to this manual for help. Yottamaster is a registered trademark of YOTTAMASTER Technologies Co., Ltd. All product names, trademarks and registered trademarks are property of their respective owners. This manual is for reference only and it's not a guarantee. YOTTAMASTER Technologies Co., Ltd. reserve all rights of maintenance to this manual and shall not liable for any lost or damage resulting from this manual. YOTTAMASTER Technologies Co., Ltd. shall not liable for compensation and maintenance help.


of the following conditions:

- Any special, incidental, indirect and secondary lost or damage.
- Profit and revenue lost or damage.
- Files, data, drive and device lost or damage.

Note: Compensation for lost or damage resulting from this manual or Yottamaster product shall not exceed the payment of your purchase to this product.

FCC

This device complies with part 15 of the FCC Rules. Operation is subject to the following two conditions:
(1) This device may not cause harmful interference, and
(2) this device must accept any interference received, including interference that may cause undesired operation.

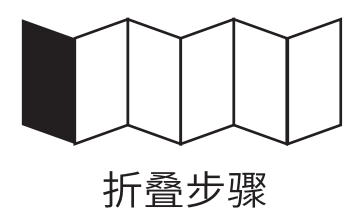


www.yottamaster.com

智慧守护信息资产
Make Every Byte Treasurable

东莞市尤达大师电子科技有限公司
YOTTAMASTER Technologies Co., Ltd.

联系电话/Tel: 86-400-7654-899
官方网站/Website: www.yottamaster.com
公司地址: 东莞市常平镇樟村樟角路24号元创动力创新产业园B栋3楼302
Company Add: Room 302, Floor 3, Building B, Yuanchuangdongli Innovation Industrial Park, No.24 Tangjiao Rd, Changping Town, Dongguan City, Guangdong, China
工厂地址: 东莞市常平镇樟村樟角路24号元创动力创新产业园
Factory Add: Yuanchuangdongli Innovation Industrial Park, No.24 Tangjiao Rd, Changping Town, Dongguan City, Guangdong, China
TB2-T3-MUG-01




- Note:
1. 材质: 105g铜版纸
 2. 印刷颜色: 单色双面印刷
 3. 尺寸: 60*100mm
 4. 结合方式: 折页

ORICO Technologies Co.,Ltd

正式图档

DATE 2021/01/28

DRAWN	Minna	General tolerance: At least --- Less than			ORICO Technologies Co.,Ltd	
DATE	2020/07/02					
ENGINEER		0 ~ 10	± 0.2	Part Name TB2-T3_说明书		
DATE		10 ~ 30	± 0.5			
CHECKED		30 ~	± 1			
DATE		Sheet-of	Unit	Size	File Name YOTTAMASTER	
APPROVAL		1/1	mm	A4		
DATE		Scale	